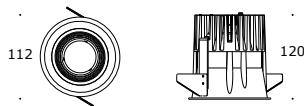



# CAST 110

Fixed round recessed or semi-recessed downlight with small trim and deeply recessed LED position for minimal visual impact.



## CAST 110

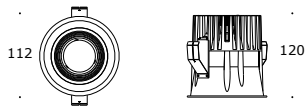


reference	2020HW/WW/W
cut-out mm	Ø 105
led wattage	12.9 W / 19 W
power supply	350 mA DC / 500 mA DC
lamp	COB 2700, 3000, 4000 K / CRI 97+
IP20	CE
optics	37°



Private house, I/O Architects

## CAST 110 CONCRETE



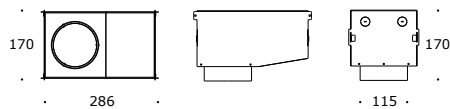
reference 2029HW/WW/W

led wattage 12.9 W / 19 W

power supply 350 mA DC / 500 mA DC

466 lamp COB 2700, 3000, 4000 K / CRI 97+

IP20 optics 37°



## CAST LED CONCRETE PACK

For fair faced concrete

1750 reference 50050